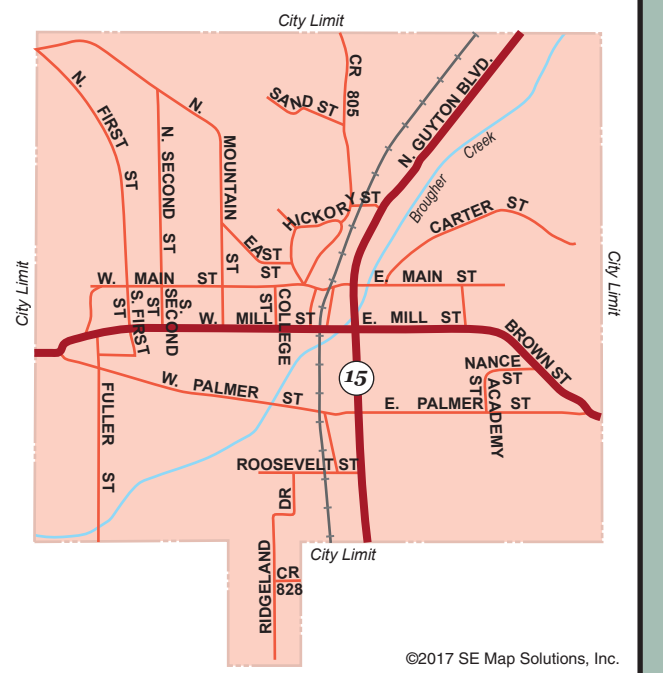
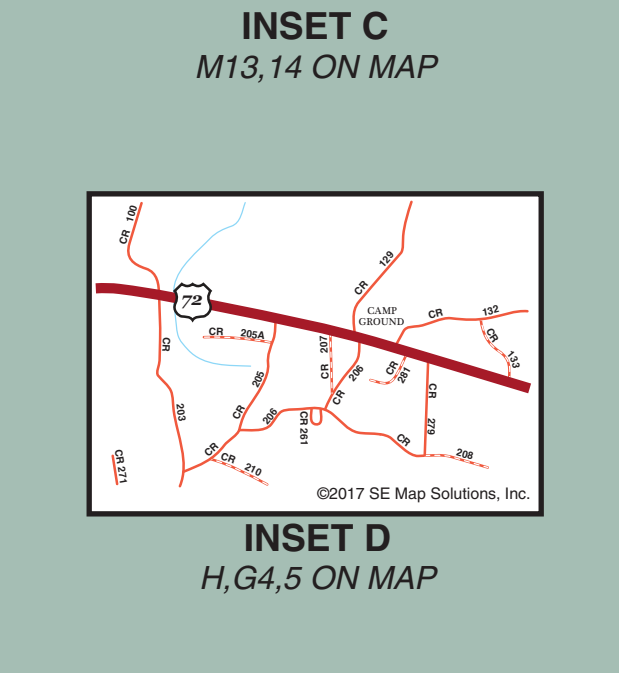
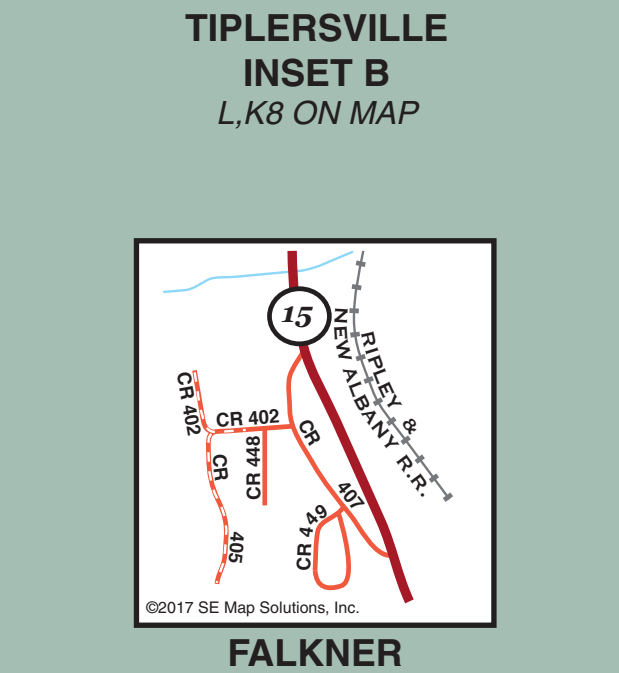
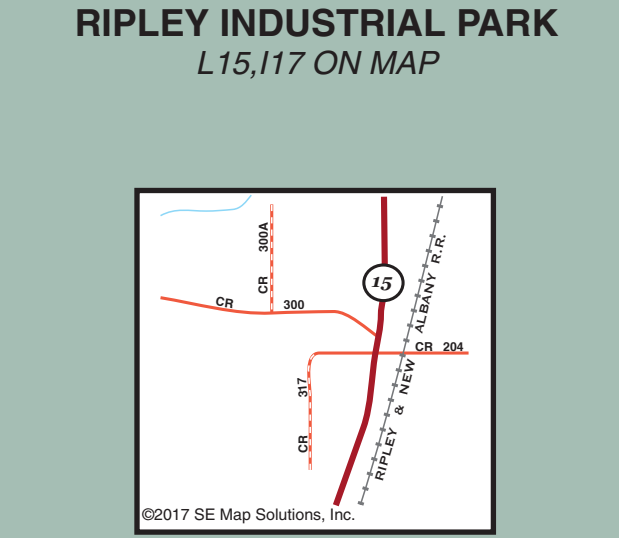
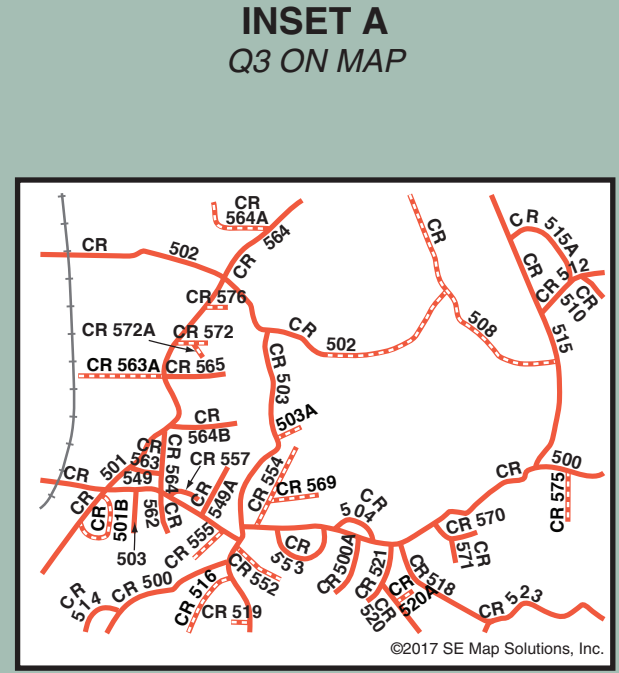
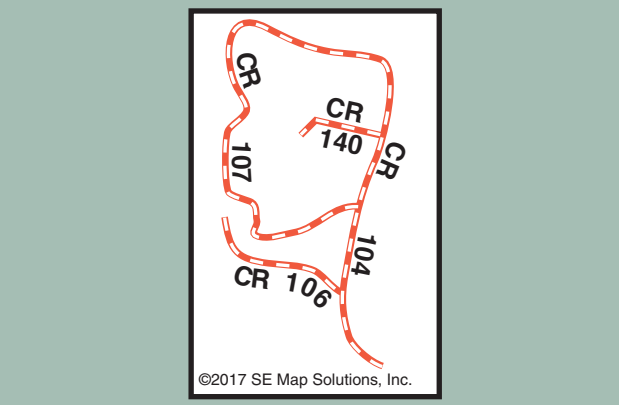


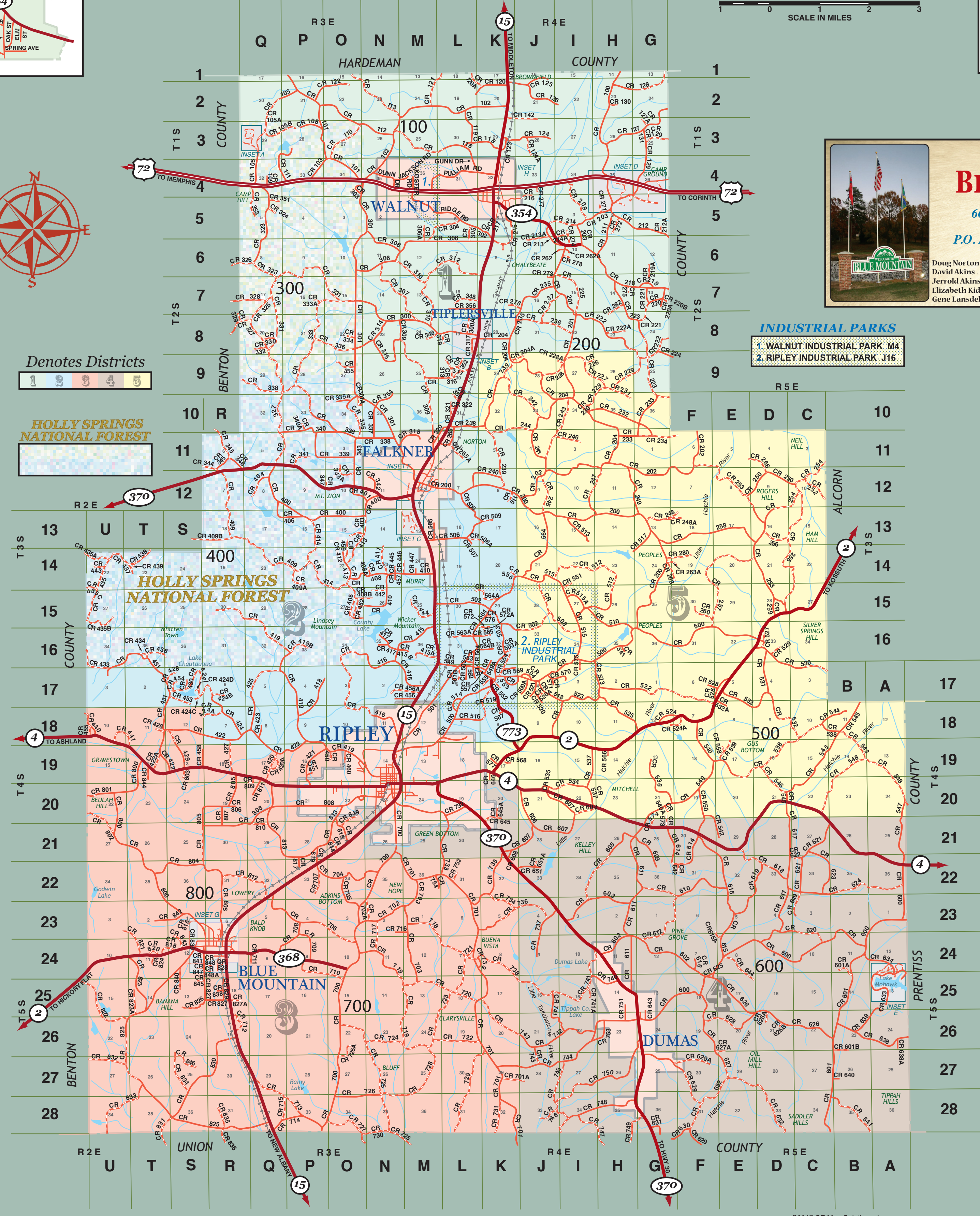
Tippah County, Mississippi



**WALNUT
INSET H
N,K4,5 ON MAP**



Special thanks to Cook Coggin for supplying map updates
COOK CONSULTANTS
COOK ENGINEERS, INC.



TIPPAH COUNTY ROAD INDEX

ACADEMY ST INSET G, R.523.24	MILL ST W. INSET G, R.523.24	1ST ST N. INSET G, R.523.24	124 J	209 I	231 H8	200 P15	279 INSET D, H.G.4,5	318 INSET F, M.L11,12	343 O11,12	409 P14,R13	423 T17	453 S17	519 H10,14	504A G20	565 K16	812 G23,24	630 INSET E, A.24,25	707 P22	735 K22	806 R20	832 L20,27
ALEXANDER DR INSET H, L.K.4,5	MITCHELL AVE INSET H, L.K.4,5	19T ST S. INSET G, R.523.24	124A, J,3,4	210 INSET D, H.G.4,5	232 H10	261 INSET D, H.G.4,5	290 F14	319 L8	343A O11,12	408A P14	427 P28	454 S17	515A H15	541 G,H16	566 H19	814 P21	630 INSET E, A.24,25	708 P23,24	736 J,K23	807 R20	832 L28
BELL LN INSET H, L.K.4,5	MOUNTAIN ST N. INSET G, R.523.24	2ND ST N. INSET G, R.523.24	125 J,2	211 H5,6	232 G10,H11	262 J,6	291 INSET D, H.G.4,5	320 M10,11	344 R11	409 R13	428 S17	455 U18	516 L18	542 E21	567 K16	815 E22,24	631 A,20A	709 P23,24	737 J,K23	808 O,20	834 S27
BELLA LN INSET H, L.K.4,5	MS HWY 2 INSET H, L.K.4,5	2ND ST S. INSET G, R.523.24	126 J,2	212 G,6,5	233 H12	263 G,F14	292 H7	321 L10	345 R11	410 M,K15	429 S19	456 M17	517 G13	543 A,B19	568 J,K19	816 F24,24	631 A,20B	710 Q1,24	738 K24	809 O19,20	835 R28
BROWN ST INSET G, R.523.24	MS HWY 4, A.23,218	CARTERS ST INSET G, R.523.24	127 H,3	213 G,5	234 H13	264 G,F14	300 L,N8	322 L10	346 R11	411 N14	430 S17	457 M15,16	518 J,17	544 C,D10	569 J,K17	817 C21,D23	632 A,26,27	711 Q24	739 K124	810 Q21	836 R28
CARTERS ST INSET G, R.523.24	MS HWY 15, F1,2,8	COLLEGE ST INSET G, R.523.24	127A G2,3	213A G,5	234A H,3	265A F14	301 INSET B, L,K8	323 O,5,6	347 O,P12	412 O14	431 T16,16	458 S19	519 J,17	545 B18,20	571 L,17	818 D,22	633 A,26,27	712 L,24	740 H28	811 Q22	837 R28
COMMERCE ST INSET H, L.K.4,5	MS HWY 354, J,K,5	COMMERCE ST INSET G, R.523.24	128 H,G,2	213A J,5,6	235 H,2	266A INSET F, M.L11,12	302 INSET B, L,K8	324 O,5,6	348 L,7	413 O14	432 U16,16	459 S19	520 J,17,18	546 D19,20	572 L,17	819 D,22	634 A,26,27	713 L,24	741 H,28	812 Q,22	838 R28
DUNN DR N4	MS HWY 369, D204	DUNN DR N4	129 G,4	214 B,5	236 H,2	267A INSET F, M.L11,12	303 INSET B, L,K8	325 O,7	349 M,8	414 O14,P13	433 U14	460 O19	521 J,17	547 A,D,20,21	573 G20,21	819 D,22	635 A,26,27	714 P,28	742 H,28	813 Q,22	839 S23,24
ELM ST INSET H, L.K.4,5	MUNN AVE INSET H, L.K.4,5	ELM ST INSET G, R.523.24	130 P,4	215 K,5	237 H,2	268A INSET F, M.L11,12	304 INSET B, L,K8	326 O,7	350 L,10	415 M15,17	435 U14	460 O19	522 J,17	548 A,D,20,21	574 G20,21	820 C,24	642 F,22	715 G,28	743 H,28	814 Q,21	840 S24,25
FREDRICK RD INSET H, L.K.4,5	NANCE ST INSET G, R.523.24	FREDRICK RD INSET G, R.523.24	130A G,2,3	216 K,5	238 H,2	269A INSET F, M.L11,12	305 INSET B, L,K8	327 O,7	351 P,5,24	416 M,16	436 U14	461 O19	523 C,H17	549 B,16	575 G20,21	821 C,24	643 G,28	716 M,23	744 S,28,27	815 Q,21	841 S24
GARY BOYD PASS INSET H, L.K.4,5	OLD MS HWY 15 INSET H, L.K.4,5	GARY BOYD PASS INSET G, R.523.24	131 O,4,P,2	217 K,5	239 H,2	270A INSET F, M.L11,12	306 INSET B, L,K8	328 O,7	352 L,10	417 M,16	437 T14	462 O19	524 C,H17	550 A,16	576 G20,21	822 C,24	644 E,24,25	717 N,23,24	745 L,27	816 S,23	842 S,23
HALLER ST INSET G, R.523.24	PALMER ST INSET G, R.523.24	HALLER ST INSET G, R.523.24	132 INSET D, H.G.4,5	218 H,7	240 H,2	271A INSET F, M.L11,12	307 INSET B, L,K8	329 O,7	353 O,8	418 M,16	438 U14	463 O19	525 C,H17	551 H,16	577 G20,21	823 B,22	645 K,20,21	718 M,23	746 L,27	817 P,22	843 S24,25
HOPKINS RD INSET H, L.K.4,5	RAY DR INSET H, L.K.4,5	HOPKINS RD INSET G, R.523.24	133 INSET D, H.G.4,5	219 G,7	241 J,K10	272A INSET F, M.L11,12	308 INSET B, L,K8	330 O,8	354 H,10	419 M,16	439 T14	464 O19	526 H,16	552 K17	578 G20,21	824 E,24	646 R,19	719 L,24	747 H,28	818 P,22	844 S24,25
HUNT ST INSET H, L.K.4,5	RIDGELAND DR INSET H, L.K.4,5	HUNT ST INSET G, R.523.24	134 INSET A, D3	220 G,7	242 J,K10	273A INSET F, M.L11,12	309 INSET B, L,K8	331 O,8	355 O,9	420 M,16	440 U14	465 O19	527 C,H17	553 H,16	579 G20,21	825 E,24	647 INSET E, A.24,25	720 L,24	748 H,28	819 Q,21	845 S24,25
JACKSON RD M3,4	RIDGELAND DR INSET H, L.K.4,5	JACKSON RD INSET G, R.523.24	135 G,2,3	221 G,7	243 J,K10	274A INSET F, M.L11,12	310 INSET B, L,K8	332 O,8	356 O,9	421 M,16	441 U14	466 O19	528 C,H17	554 K18	580 A,20,21	826 E,24	648 INSET E, A.24,25	721 L,24	749 H,28	820 Q,21	846 S24,25
JAMES ST INSET H, L.K.4,5	RIDGELAND DR INSET H, L.K.4,5	JAMES ST INSET G, R.523.24	136 M,3	222 H,2	244 J,K10	275A INSET F, M.L11,12	311 INSET B, L,K8	333 O,8	357 O,9	422 M,16	442 U14	467 O19	529 C,H17	555 K18	581 A,20,21	827 E,24	649 INSET E, A.24,25	722 L,24	750 H,28	821 Q,21	847 S24
KOESTER RD N4	RIDGELAND DR INSET H, L.K.4,5	KOESTER RD INSET G, R.523.24	137 M,3	223 H,2	245 J,K10	276A INSET F, M.L11,12	312 INSET B, L,K8	334 O,8	358 O,9	423 M,16	443 U14	468 O19	530 C,H17	556 K18	582 A,20,21	828 E,24	650 INSET E, A.24,25	723 L,24	751 H,28	822 Q,21	848 R24
LUNA ST INSET H, L.K.4,5	RIDGELAND DR INSET H, L.K.4,5	LUNA ST INSET G, R.523.24	138 K,3	224 H,2	246 J,K10	277A INSET F, M.L11,12	313 INSET B, L,K8	335 N,O10	359 O,9	424 M,16	444 U14	469 O19	531 C,H17	557 K18	583 A,20,21	829 E,24	651 INSET E, A.24,25	724 L,24	752 H,28	823 Q,21	849 S24
MAN ST INSET H, L.K.4,5	RIDGELAND DR INSET H, L.K.4,5	MAN ST INSET G, R.523.24	139 L,4,3	225 H,2	247 J,K10	278A INSET F, M.L11,12	314 INSET B, L,K8	336 N,O10	360 O,9	425 M,16	445 U14	470 O19	532 C,H17	558 K18	584 A,20,21	830 E,24	652 INSET E, A.24,25	725 L,24	753 H,28	824 Q,21	850 INSET G, R.523.24
MAN ST W. INSET G, R.523.24	RIDGELAND DR INSET H, L.K.4,5	MAN ST W. INSET G, R.523.24	140 INSET A, D3	226 H,2	248 J,K10	279A INSET F, M.L11,12	315 INSET B, L,K8	337 N,O10	361 O,9	426 M,16	446 U14	471 O19	533 C,H17	559 K18	585 A,20,21	831 E,24	653 INSET E, A.24,25	726 L,24	754 L,27	825 Q,21	851 INSET G, R.523.24
MCCOY ST INSET H, L.K.4,5	RIDGELAND DR INSET H, L.K.4,5	MCCOY ST INSET G, R.523.24	141 P,4	227 H,2	249 J,K10	280A INSET F, M.L11,12	316 INSET B, L,K8	338 N,O10	362 O,9	427 M,16	447 U14	472 O19	534 C,H17	560 INSET F, M.L11,12	586 K18	586 A,20,21	832 E,24	727 L,24	755 H,28	826 Q,21	852 INSET G, R.523.24
MILL RD INSET H, L.K.4,5	RIDGELAND DR INSET H, L.K.4,5	MILL RD INSET G, R.523.24	142 G,2,3	228 H,2	250 J,K10	281A INSET F, M.L11,12	317 INSET B, L,K8	339 N,O10	363 O,9	428 M,16	448 U14	473 O19	535 C,H17	561 INSET F, M.L11,12	587 K18	587 A,20,21	833 E,24	728 L,24	756 H,28	827 Q,21	853 INSET G, R.523.24
MILL STE. INSET G, R.523.24	RIDGELAND DR INSET H, L.K.4,5	MILL STE. INSET G, R.523.24	143 K,3,4	229 H,2	251 J,K10	282A INSET F, M.L11,12	318 INSET B, L,K8	340 N,O10	364 O,9	429 M,16	449 U14	474 O19	536 C,H17	562 INSET F, M.L11,12	588 K18	588 A,20,21	834 E,24	729 L,24	757 H,28	828 Q,21	854 INSET G, R.523.24

SOUTH TIPPAH SCHOOL DISTRICT

Frank Campbell – Superintendent
 Superintendent Office... 662-837-7156

Ruby Bennett – Principal
 Ripley Elementary School... 662-837-7203
 662-837-3684

James Storey – Principal
 Ripley Middle School... 662-837-7959

Buck Buchanan – Principal
 Ripley High School... 662-837-7583

Tommy Ozbin – Principal
 Blue Mountain... 662-685-4706

Brad Pounders – Principal
 Pine Grove... 662-837-7789

Tony Elliott – Director
 Tippah Career & Tech. Center... 662-837-9798

Transportation Director – Stacy Street

South Tippah School District
 Vision Statement, Mission Statement
 and Belief Statement

Mission -- The mission of the South Tippah School District is to properly and safely educate all students within the school system so that all students can be successful at their next level of endeavor.

Belief -- It is the belief of the South Tippah School District that all children are capable of learning if empowered and motivated to do so.

Welcome to **RIPLEY**

Blue Mountain • Dumas • Falkner • Tiplersville • Walnut
 Tippah County
 Mississippi
 2017

A Publication of SE Map Solutions, Inc. • 1-800-776-9350

TIPPAH COUNTY COURTHOUSE

BOARD OF SUPERVISORS

JIMMY GUNN DISTRICT 1
 GREG HARRELL DISTRICT 2
 MIKE LONG DISTRICT 3
 DENNIS C. GRISHAM DISTRICT 4
 CHAD NEWBY DISTRICT 5

662-837-3655

B. SEAN AKINS BOARD ATTORNEY
 662-837-9976
 MIKE LONG CHANCERY CLERK
 662-837-7374
 MELINDA M. CRUM COUNTY ADMINISTRATOR
 662-837-1053
 RANDY GRAVES CIRCUIT CLERK
 662-837-7370
 JOE AKINS TAX COLLECTOR & ASSESSOR
 662-837-9410
 KARL GAILLARD SHERIFF
 662-837-9336

PALMER JONES AUTO SERVICE

NEW TIRES
 WHOLESALE PRICE

662-837-8771

622 CITY AVE NORTH
 RIPLEY, MISSISSIPPI 38663

City Medical Supply

MEDICAL EQUIPMENT & SUPPLIES

24 HR On-Call Service
 662-837-6000

"We are here for you"

www.citymedicalsupply.net

Hours:
 Monday-Friday • 8:00 a.m. - 5:00 p.m.
 Nights & Weekends:
 24 Hour On-Call Service

We carry a large variety of home medical equipment, medical supplies, nursing scrubs, and accessories. Our motto is "If we don't have it, we will get it."

662-837-6000
 Fax: 662-837-9026

615 City Ave North
 Ripley, MS 38663

We Accept All Major Credit Cards.

Tippah County Development Foundation

TCDF

"For all your economic, industrial and retail development needs"

www.tippahcounty.org
 tcd@dixie-net.com

662-837-3353

201 Union Street
 Ripley, Mississippi 38663